

T9 SERIES TRACTORS 462 TO 682 MAX Engine hp



T9.450 | T9.505 | T9.560 | T9.615 | T9.645 | T9.700



UP TO 682 HORSES TRAINED AND READY

New T9 Series 4WD tractors give you the comfort you want and more of the power you need. High-capacity axles, advanced transmission control and ultra-efficient power engines are housed in a chassis size to match your business needs. If the extreme level of engine and hydraulic power doesn't turn your head, the sleek design and the largest cab in the industry certainly will.

UP TO 70 ADDITIONAL HP AUTOMATICALLY, WHEN YOU NEED IT

The rated power of a T9 Series tractor is only part of the story. With Engine Power Management, T9 tractors develop more torque and power as they are put under load. You get peace of mind knowing your T9 tractor will be able to cope with even the most demanding applications.

MORE POWER AND PRODUCTIVITY

T9 4WD tractor engines utilise award-winning ECOBlue™ High-Efficiency Selective Catalytic Reduction (HI-eSCR) technology for Tier 4B compliance. Using cutting-edge and multi-patented HI-eSCR technology, the Cursor 9L and 13L powerplants breathe clean, fresh air for optimal combustion and deliver a significant performance advantage. With Engine Power Management (EPM), up to 62 additional horsepower are available in demanding mobile hydraulic, PTO and transport applications for optimum productivity. With EPM, the T9.700 with 620 rated engine horsepower develops **up to 682 horsepower!**

ABSOLUTE DRIVING PLEASURE

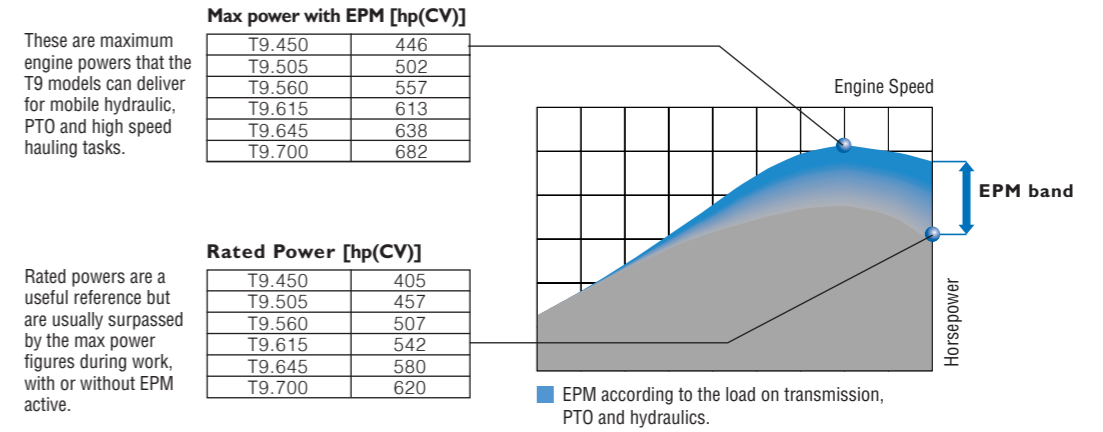
New Holland puts operator comfort and convenience at the heart of T9 tractor design. Easy-to-use controls and outstanding all-round visibility are a New Holland hallmark, and a luxury seat featuring weight-compensated damping and integrated ventilation further enhances the operating experience. Transmission shifting is slicker than ever, and when combined with four-point Comfort Ride™ cab suspension, you'll enjoy the smoothest ride around.

MAXIMUM VERSATILITY

New Holland T9 tractors come in two chassis sizes. Four standard-frame (36-inch) T9 models are row-crop ready and deliver maximum EPM horsepower from 435 up to 550. To enhance versatility, New Holland has added a new wide-frame T9 model, offering you a wider choice of power with three 44-inch models that deliver maximum EPM horsepower of 605 to 682. These wide-frame tractors are perfect for broad-acre work. Three T9 models—the T9.505, T9.615 and T9.645—are available as scraper tractors equipped expressly for moving tons of earth day after day. Enhanced precision steering completes this versatile package.

LOWER OPERATING COSTS

A sound investment delivers the best returns. Operating costs for T9 tractors with ECOBlue™ HI-eSCR maintain the low operating costs you have come to expect of your T9, and maintain the 10% fuel reduction when compared to previous T9000 Tier 3 models.



ENJOY THE VIEW FROM THE QUIETEST, MOST COMFORTABLE CAB IN THE BUSINESS

Step into the spacious cab through the frameless door. Settle into the seat and take command with the controls on the SideWinder™ II armrest. Work the controls on the CommandGrip™ handle and remote valve levers. Swap through the menus on the IntelliView™ touchscreen monitor. Fire up the engine and feel its smooth, quiet power. Welcome to the New Holland T9.

AUTOMATIC PERSONALISED CLIMATE CONTROL

Set your preferred in-cab working temperature and the automatic climate control system maintains the setting, adjusting to suit ambient conditions. Pull down cab blinds to keep out the sun.

FROM DUSK TO DAWN

Cab roof, engine hood and fender worklights are easy to control with the dedicated switch panel. You can set up the lights to match a broad range of applications for safer, more productive operation.




SWIVEL FOR ULTIMATE COMFORT

Comfortable rear visibility? Check! The T9 tractor makes it comfortable to keep an eye on large rear implements thanks to swiveling seat. Not only does the seat swivel 40°, the SideWinder™ II armrest moves with the seat, so the controls are always where you need them.



THE MOST COMFORTABLE SEAT ON THE FARM

For operators who spend extended hours in the tractor, the enhanced comfort of the ventilated, fully active Auto Comfort™ seat is worth considering. This top-of-the-line seat automatically calibrates damping using a network of sensors, depending on the operator's actual weight, for the smoothest ride ever. The seat also features advanced ventilation technology, which warms the body on cold days and efficiently whisks away perspiration for ultimate comfort in all types of weather. When combined with Comfort Ride™ cab suspension, it's the smoothest ride ever. For an added touch of luxury, select the full leather option.



SETTLE IN AND ENJOY THE RIDE

The New Holland Comfort Ride™ cab suspension, offered on all T9 series tractors, is revolutionary. All four corners of the cab are suspended on spring and damper units with a sophisticated anti-sway system to ensure you get a smooth and stable ride.

SIDEWINDER™ II. DESIGNED AROUND YOU

While some tractors seem to be more difficult to understand and operate as they become more sophisticated, the T9 four-wheel drive offers renewed clarity. New Holland listened to customers and developed the SideWinder™ II armrest to make everything simpler. All key controls are accessed from the armrest—throttle, transmission and hydraulics. Every control and advance feature is quick and easy to access. So go ahead. Settle in. And get the job done.

INTELLIVIEW™ TOUCHSCREEN DISPLAY

The IntelliView IV display is a large 10.4 inch touchscreen display that provides a single interface for fingertip adjustment of key settings as well as compatibility with precision applications such as New Holland's IntelliSteer™ auto guidance and implement control using either IntelliRate™ control or the ISOBUS task controller.



EASY ACCESS TO ADVANCED FEATURES

Push the symbol and activate the feature. The Integrated Control Panel (ICP) makes it simple to access advanced operating features. No need to scroll through menus to set up TerraLock™ traction management, Custom Headland Management or Engine Speed Management (ESM).

DELUXE CAB PACKAGE IS STANDARD

The T9 cab can be equipped with a luxury leather package as optional equipment. New Holland knows that you probably spend more time in your cab than out of it.

COMMANDGRIP™ MULTI-FUNCTION CONTROLLER

- Rear linkage raise/lower.
- Optional IntelliSteer™ auto guidance, automated steering engagement.
- The soft-touch buttons are backlit.
- Forward/reverse shuttle switch.
- Fingertip control for up to two remote valves.
- The thumb wheel can be used to precisely modify target GSM speed.
- Custom Headland Management. Press to record, store and activate automated headland turns.
- Electronic SideWinder™ II adjustment. Move the armrest to the position that suits you.



- Personalised positioning of the hydraulic joystick and rear linkage mouse available as a factory-fit option.
- Select paddle or joystick control for remote valves 3 and 4.
- Throttle up to your desired engine speed, select Engine Speed Management, and the speed is fixed.
- Press the Custom Headland Management button to record and replay the functions you use most frequently.
- Engage TerraLock and it will automatically manage four-wheel drive and differential lock selection.
- Three point hitch levelling and top link extension at the touch of a button.
- Auto PTO will disengage and reengage the PTO during a headland turn.
- Automatically engage and disengage the front PTO instantly.
- Engage and disengage the optional PTO instantly.
- Rear linkage mouse. Lift heavy mounted implements with absolute precision.
- Multi-function joystick.
- Electronic remotes. Easy to reach paddles provide fingertip hydraulic operation. Flow and timing can be simply adjusted through the IntelliView™ touch screen.
- Full access to more advanced controls under the padded armrest.

INTELLISTEER™ AUTO GUIDANCE. MAXIMISING EFFICIENCY AND PRODUCTIVITY

T9 Series 4WD tractors are ideal for precision work in even the most demanding situations. They are designed to make full use of New Holland Precision Land Management technology to dramatically improve operator performance and comfort. All at the touch of a button.

ALL WIRED UP AND READY FOR YOUR CHOSEN GUIDANCE SYSTEM

You can specify your T9 Series tractor with a fully integrated New Holland-designed and -developed IntelliSteer™ automatic steering system. The system uses DGPS or RTK technology to help ensure parallel pass-to-pass accuracy as precise as +/- 1 inch (2.5 cm)*.


FULLY INTEGRATED INTELLISTEER™ GUIDANCE

Your guidance system choice depends on your intended applications and the need to integrate with existing systems. All T9 IntelliSteer options operate via factory installed systems that facilitate installation and allow for easy modifications and upgrades whenever needed.



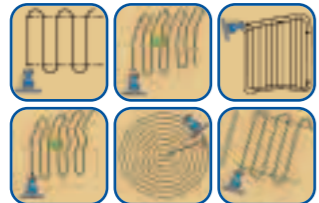
LEVELS OF ACCURACY AND REPEATABILITY

New Holland offers a wide range of accuracy options, allowing you to choose which accuracy level best fits your needs. IntelliSteer™ Auto Guidance gives precise sub-inch accuracy and reliability using RTK.



ISOBUS COMPATIBLE

T9 series tractors are ISOBUS compliant and have the ability to control ISO-compliant implements using the PLM ISO task controller with the IntelliView™ IV touchscreen display mounted in the tractor's armrest.



INTELLIVIEW™ - VISIBLE INTELLIGENCE
The IntelliView™ IV display provides a single display solution for controlling key tractor functions and IntelliSteer™ auto guidance to control mixed fleets of implements, and other precision applications such as applied mapping and implement control systems including PLM™ IntelliRate™ Control and the PLM ISOBUS task controller. It allows you to program a variety of guidance patterns, personalise your settings and easily transfer information from your tractor to your Farm Management Software.

* Using RTK correction signal.

INTEGRATED CONTROL SYSTEMS
The New Holland IntelliSteer™ system uses built in T3 terrain-compensated correction signals (roll, pitch, yaw) to keep the Navigation Controller II informed of the tractor's orientation. Also integrated into the hydraulic system is a control valve that converts the signals from the Navigation Controller II into hydraulic movements of the steering system.

ON AND OFF SIMPLICITY
A single button on the CommandGrip™ controller activates the IntelliSteer system. It doesn't get easier than that.

FULL LASER LEVELING INTERFACE
The T9 tractor electro-hydraulic system is "plug and play" compatible with a wide range of third-party laser-controlled leveling systems.

NH 372 GNSS RECEIVER
This receiver is GLONASS enabled and has the ability to track up to 44 satellites at any one time, greatly increasing your satellite coverage and uptime. It is compatible with WAAS, OmniSTAR®, CenterPoint™ RTX™, or RTK corrections. When using RTK for high-precision sub-inch accuracy, an RTK radio mounts under the receiver.

RTK BASE STATION
For the highest degree of accuracy, use an RTK base station that broadcasts a correction signal that allows you to achieve sub-inch pass-to-pass accuracy.



THE POWER AND EFFICIENCY YOU'VE COME TO EXPECT FROM NEW HOLLAND

Your T9 tractor is powered by an ECOBlue™ HI-eSCR (High-Efficiency Selective Catalytic Reduction) Cursor 9 engine developed by New Holland's sister company FPT Industrial. These engines, which comply with the even-more-stringent Tier 4B emissions standards, offer you four key benefits:

Performance: T9 engines offer more power, torque, torque back-up and engine power management while maintaining outstanding transient response.

Efficient operation: Fluid consumption (diesel plus DEF) is the same or better than Tier 4A T9 tractors. You will also benefit from reduced life-long operating costs.


Simplicity: The simpler engine solution ensures a higher power potential and the reduced cooling system delivers more efficient operation.

Consistency: There's no change in vehicle operation. Like the previous Tier 4A models, the new Tier 4B models use an after-treatment system using AdBlue™ Diesel Exhaust Fluid (DEF) to transform harmful nitrogen oxides into harmless water and nitrogen.



INSIDE ECOBLUE™ HI-ESCR

This new system is an evolution of the existing ECOBlue SCR system featuring the highest NOx conversion efficiency in the industry. This multi-patented system uses a new Engine Control Unit, which not only manages the engine, but also the HI-eSCR after-treatment system by controlling the supply and dosing modules. Using a dedicated closed-loop system, it continuously monitors the NOx levels in the exhaust gases, ensuring that during every cycle the precise amount of DEF is injected to achieve NOx conversion of over 95%, all while guaranteeing low fluid consumption.

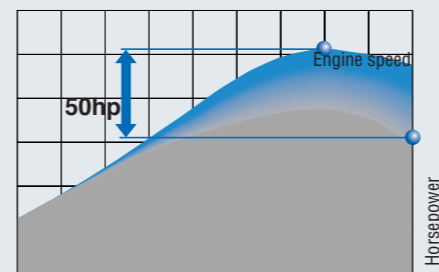


ECOBBlue™ HI-ESCR: YOUR POWER GUARANTEE


ECOBBlue™ Hi-eSCR technology has increased the power and already-exceptional productivity of your T9 tractor, independent of fuel quality, sulphur levels and without the need for costly diesel additives. That's more power from less fuel with clean emissions. Moreover, an additional wide frame model producing a maximum of 638 hp has further enhanced your choice to ensure you have exactly the right tractor for your operation.

THE IMPORTANCE OF TRANSIENT RESPONSE

At New Holland, we're passionate about transient response. It's your productivity guarantee. Put simply, since your Cursor engine breathes only clean fresh air, it can react more quickly when placed under load—a *lot* more quickly in fact. So when you're transporting heavy trailers or grain carts and you encounter a hill, you'll be able to maintain constant forward speed with no slow down. Transient response. We've got it covered.



EPM according to the load on transmission, PTO and hydraulics.



SAVE FUEL TO REDUCE YOUR CARBON FOOTPRINT

Emissions released from burning diesel are a significant contributor to a farm's overall carbon footprint. ECOBlue HI-eSCR technology for Tier 4B compliance reduces NOx emissions while maintaining impressive fuel efficiency, bringing about a substantial cut in your farm's carbon emissions. **Visit www.carbonid.newholland.com to find out how much carbon you could save!**

ENGINE POWER MANAGEMENT

Engine Power Management is a renowned New Holland tractor feature. In short, the engine develops more power and torque according to the load on the transmission during hydraulic, PTO, and transport. On a T9.700 tractor, EPM delivers up to 62 additional horsepower, but only when it is needed to maintain performance.

DESIGNED FOR AGRICULTURE

Purposely developed for agriculture, the two-stage turbocharged engines of the T9.645 and T9.700 tractors are all part of the proven New Holland efficiency package. The aim? To deliver improved power and sustained output in varying load conditions. You get all the power you need from less fuel. And, of course, all models meet stringent Tier 4B emission standards.

POWERED BY FPT INDUSTRIAL

New Holland is not going it alone when it comes to Tier 4 technology. They can draw on the experience of their in-house engine development group: FPT Industrial.

Pioneers: Fiat invented Common Rail technology in the 1980s. They were the very first to introduce it on agricultural machines on the TS-A tractor. Pioneering. Always.

Cleaner: CNH Industrial has topped the Dow Jones Sustainability World and Europe indexes for the Industrial Engineering sector for two consecutive years. Cleaner. Everywhere.

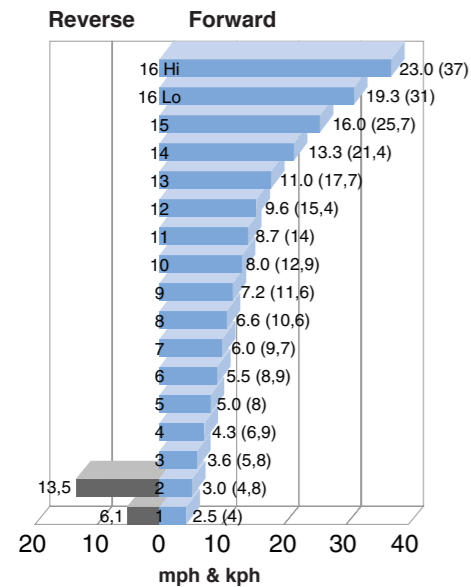
Proven: FPT Industrial has pioneered SCR technology since 1995 and has already produced over 350,000 SCR engines during the last six years for the agricultural, construction and trucking industries. The award-winning HI-eSCR solution has been extensively tested and has clinched numerous awards. Reliability. Confirmed.

PROVEN DESIGN, MODERN CONTROL

The New Holland Ultra Command™ full powershift transmissions offer added strength and improved control. These transmissions were developed for T9 tractors to be something special.


THE FULL POWERSHIFT, NOW EVEN TOUGHER

The powershift benefits from a control system using the CommandGrip™ multi-function controller on the Sidewinder™ II armrest. This provides fingertip access to push-button shifting and automated Ground Speed Management. A Hi-Lo Dual Power is fitted to gear 16, allowing for an increase in maximum transport speed from 19- to 23-mph.



FULL COMMAND IN TRANSPORT

During road transport, GSM automatically shifts the transmission according to load and throttle settings. With heavy loads, GSM downshifts to assist with engine braking on steep inclines.



GSM. INTELLIGENT AUTOMATION

New Holland Ground Speed Management (GSM) is more than just an automated transmission shift system. With CVT-like functionality, it uses a combination of data relating to engine load, forward speed and operator setting, to manage both engine and transmission speeds to optimise performance and economy. Simple to set up and extremely efficient, GSM is proven and dependable.

FIXED FORWARD SPEED? GSM TAKES CARE OF IT

When load conditions change in the field, GSM automatically maintains a fixed forward speed. The operator first sets the desired working speed and then selects the GSM function. The automated system then matches engine and transmission speeds to maintain this fixed forward speed, delivering the perfect balance between maintaining productivity without compromising economy.




INTELLIVIEW - GEAR AND SPEED AT A GLANCE

The IntelliView™ display offers easy toggling between menus to display information including the exact engine speed and the selected transmission ratio. This information is duplicated by the “A” pillar display, so you always have key operating data within view.

QUICK AND SMOOTH: EASY SHUTTLING

Use the shuttle for quick direction changes. This is ideal when packing silage to improve operating efficiency. When shuttling between forward and reverse, the transmission always defaults to the first reverse gear. On T9 scraper models, you can select either the first or second reverse gear. To reduce shock loads on the transmission, the shuttle clutch pack is fully modulated for a smooth change in travel direction.



UNMATCHED HYDRAULIC FLOW

Hydraulic capacity is an integral part of T9 4WD tractor design. The hydraulic system offers the capacity, control and flexibility to perform multiple hydraulic functions simultaneously—without sacrificing performance.

UP TO EIGHT ELECTRONIC REMOTES

All T9 models offer the convenience of electronic remote valves—up to eight of them. They're simple to set up and easy to operate. All hydraulic controls and components are color-coded so it's easy to keep track of hydraulic functions. Flow, timing and detent settings can be set to precisely match the job. Each valve can also be programmed into the Custom Headland Management system.



FLOW CONTROL USING INTELLIVIEW

The IntelliView™ touchscreen makes it simple to set the flow rate to individual valves. Just scroll through the menus and select valve control. Choose the outlet you want to adjust, and drag the slider with your finger to the desired setting. Job done.



A TRACTOR THAT ANSWERS YOUR NEEDS

Some of you told us you wanted a row-crop-ready articulated tractor with a tapered hood for better forward visibility... with inboard planetary drive axles for narrow wheel width settings. Take a look at the 36-inch row-crop-ready T9.450, T9.505 or T9.560 with rated engine horsepower from 405 to 500. For broad-acre work, you asked, we listened and have introduced a third model in the 44-inch-wide-frame line-up. You can now choose between the T9.615, T9.645 or the mighty T9.700. They deliver even greater performance, producing rated engine horsepower of between 535 and 620 and are packaged in a beautifully balanced chassis to deliver more power to the ground for improved productivity.



THE RIGHT BALANCE

Without effective ballasting, performance, fuel use, soil compaction and productivity can all suffer. At New Holland, we have established ballast guidelines that make it easier to optimise ballast, with purpose-developed weight packs that can be tailored to match your needs.



AXLES BUILT FOR THE JOB

Regardless of frame size, T9 tractor axles are engineered and built to stand up to even the most demanding conditions. These tough axles handle high torque loads with ease, and also offer absolute operator comfort. How? They feature planetary input gears for the ultimate in quiet operation.



THE RIGHT WHEELS AND TYRES FOR YOUR APPLICATION

All T9 models can be operated with single, dual and triple configurations. Standard-frame T9 tractors can now be fitted with RC150 (Group 49) extra-tall tires for improved ground contact.

360° SERVICE ACCESS

New Holland designed the new T9 Series tractors to spend more time working with the least amount of downtime for maintenance. All service points are easy to access, and super long service intervals mean T9 tractors spend more time in their natural environment: the field!



AdBlue®/DEF

WILL I BE ABLE TO FIND ADBLUE®/DEF EASILY?

The answer is yes! It will be available on your doorstep, through CNH Industrial Parts & Service; just contact your local dealer for more information. If that wasn't enough, AdBlue/DEF can even be delivered direct to your farm for absolute convenience.



DEALER INSTALLED ACCESSORIES


A comprehensive range of approved accessories to optimise machine performance in all conditions can be supplied and fitted by your dealer.



MODELS	T9.450	T9.505	T9.560	T9.615	T9.645	T9.700
Engine*	FPT Cursor 13	FPT Cursor 13	FPT Cursor 13	FPT Cursor 13	FPT Cursor 13	FPT Cursor 13
No. of cylinders / Aspiration / Valves / Emission level	6/ WT / 24 / Tier 2B	6/ WT / 24 / Tier 2B	6/ WT / 24 / Tier 2B	6/ WT / 24 / Tier 2B	6/ WT / 24 / Tier 4B	6/ WT / 24 / Tier 4B
ECObLue™ SCR HI-eSCR system (Selective Catalytic Reduction)	–	–	–	–	●	●
Approved biodiesel blend**	B5	B5	B5	B5	B5	B5
Displacement cubic in.(L)	787 (12.9)	787 (12.9)	787 (12.9)	787 (12.9)	787 (12.9)	787 (12.9)
Max. EPM horsepower - ISO TR14396 - ECE R120 CV hp (kW)	462 (345)	517 (386)	550 (410)	605 (451)	638 (476)	682 (509)
Rated horsepower - ISO TR14396 - ECE R120 CV hp (kW)	420 (313)	470 (350)	500 (373)	535 (399)	580 (433)	620 (462)
Rated engine speed rpm	2100	2100	2100	2100	2100	2100
Max. torque - ISO TR14396 lbs. ft. (Nm)	1469 (1992) @ 1400	1644 (2229) @ 1400	1751 (2374) @ 1400	1873 (2540) @ 1400	2033 (2757) @ 1400	2169 (2941) @ 1400
Torque rise %	40	40	40	40	40	40
Viscous coupled cooling fan	●	●	●	–	–	–
Hydraulically driven cooling fan	–	–	–	●	●	●
Maximum Diesel capacity (Full to drained) gal. (L)	325 (1230)	325 (1230)	325 (1230)	325 (1230)	480 (1817)	480 (1817)
DEF/AdBlue® tank capacity (Full to drained) gal. (L)	–	–	–	–	66 (250)	66 (250)
Service interval (hours)	600	600	600	600	600	600
Transmission						
IntelliShift™ system	●	●	●	●	●	●
Ground Speed Management system (GSM)	●	●	●	●	●	●
16 x 2 Ultra Command™ Full-Powershift (40 kph)	●	●	●	●	●	●
Road Hi - Lo in 16th gear	●	●	●	●	●	●
Min. speed mph (kph)	2.4 (4)	2.4 (4)	2.4 (4)	2.4 (4)	2.4 (4)	2.4 (4)
Electrical						
12 volt alternator amps	200	200	200	240	240	240
Battery capacity CCA	2x1000	2x1000	2x1000	2x1000	2x1000	2x1000
Articulation angle degrees	42	42	42	38	38	38
Turning radius in. (mm)	193 (4900)	193 (4900)	193 (4900)	224 (5700)	224 (5700)	224 (5700)
Front and rear differential locks	○	○	○	○	○	○
Hydraulics						
Closed Centre Load Sensing (CCLS)	●	●	●	●	●	●
Main pump high flow gal. (L)	57 (216)	57 (216)	57 (216)	57 (216)	57 (216)	57 (216)
MegaFlow™ option pump flow Standard / High flow (Flow Split between left and right remotes) gal. (L)	113 (428)	113 (428)	113 (428)	113 (428)	113 (428)	113 (428)
MegaFlow™ II option pump flow Standard / High flow (Total flow available across all remotes) gal. (L)	113 (428)	113 (428)	113 (428)	113 (428)	113 (428)	113 (428)
Electronic Draft Control (EDC)	●	●	●	●	●	●
Remote valves						
Type	Electro hydraulic	Electro hydraulic	Electro hydraulic	Electro hydraulic	Electro hydraulic	Electro hydraulic
Max. no. rear valves	8	8	8	8	8	8
Rear Linkage	○	○	○	○	○	○
Rear linkage category	IV-N / III	IV-N / III	IV-N / III	IV-N	IV-N	IV-N
Max. lift capacity through the range (610 mm behind ball ends) lbs. (kg)	20,000 (9071)	20,000 (9071)	20,000 (9071)	19,620 (8900)	19,620 (8900)	19,620 (8900)
Rear PTO	○	○	○	○	○	○
Brakes						
Automatic exhaust brake	○	○	○	○	○	○
Electronic park brake	●	●	●	●	●	●
Hydraulic trailer brakes	○	○	○	○	○	○
Cab						
SideWinder™ II armrest	●	●	●	●	●	●
Automatic climate control	●	●	●	●	●	●
Comfort Ride™ cab suspension standard	●	●	●	●	●	●
Headland Turn Sequence (HTS)	●	●	●	●	●	●
A pillar Performance Monitor with enhanced key pad	●	●	●	●	●	●
IntelliView™ IV color monitor with ISO 11783 connector	●	●	●	●	●	●
IntelliSteer™ guidance complete	●	●	●	●	●	●
Optimum cab noise level EC 77/311 dB(A)	74	74	74	76	76	76
Weights						
Shipping weight: Dual 710/70R42 (no rear linkage, PTO, or fuel) lbs. (kg)	36048 (16351)	36048 (16351)	36048 (16351)	44046 (19979)	44046 (19979)	44046 (19979)
Max. operating weight lbs. (kg)	49,500 (22453)	49,500 (22453)	49,500 (22453)	56,000 (25401)	66,000 (29937)	66,000 (29937)

● Standard ○ Optional – Not available

* Developed by FPT Industrial ** Biodiesel blend must fully comply with the latest fuel specification EN14214:2009 and operation is in accordance with operator manual guidelines



MODELS	T9.450 - T9.560	T9.615 - T9.700
Dimensions		
With rear tyre size***	710/70R42 - Duals	710/70R42 - Duals
A Overall length inc. front weight pack and rear drawbar in. (mm)	291 (7393)	295 (7615)
B Min. width across bar axle in. (mm)	120 (3048)	120 (3048)
C Overall height in. (mm)	151.3 (3843)	156 (3963)
D Wheelbase in. (mm)	148 (3759)	154 (3911)
E Ground clearance (depends on drawbar) in. (mm)	17.4 (443)	17.6 (447)

*** Contact your New Holland dealership for the full range of tyre sizes available.



NEW HOLLAND. A REAL SPECIALIST IN YOUR AGRICULTURAL BUSINESS.



AT YOUR OWN DEALER



YOUR SUCCESS – OUR SPECIALTY

Visit our web site at: www.newholland.com - tel: +61 2 9673 7777
31-53 Kurrajong Road, St Marys NSW 2760



Safety begins with a thorough understanding of the equipment. Always make sure you and your operators read the Operator's Manual before using the equipment. Pay close attention to all safety and operating decals and never operate machinery without all shields, protective devices and structures in place.

The data indicated in this folder are approximate. The models described here can be subjected to modifications without any notice by the manufacturer. The drawings and photos may refer to equipment that is either optional or intended for other countries. Please apply to our Sales Network for any further information. Published by New Holland Brand Communications. - Printed in Australia - 15NHXX 03/15